


Technical data sheet

AZ small duct 200 A2

Item number: 6075355



AZ channel with a side height of 50 mm.
Magnetic shield insulation without cover 20 dB, with cover 50 dB.



A2 Stainless steel

2B Bright, treated

Master data

Item number	6075355
Type	AZK 200 A2
Description 1	AZ small duct
Description 2	perforated
Manufacturer	OBO
Dimension	50x200x3000
Material	Stainless steel
Surface	Bright, treated
Surface standard	
Smallest sales unit	3
Unit of quantity	Metre
Weight	280.34 kg
Weight unit	kg/100 m

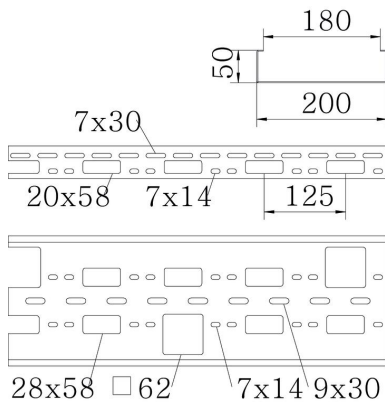
Technical data sheet

AZ small duct 200 A2

Item number: 6075355



Dimensions



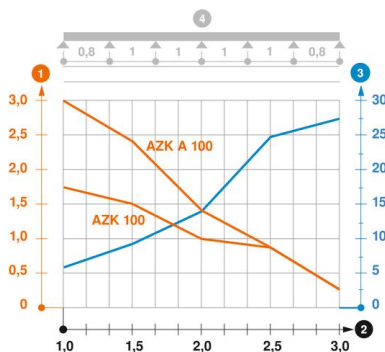
Dimension	50x200x1,5
Length	3,000 mm
Width	200 mm
Height	50 mm
Plate thickness	1.5 mm
Dimension B	200 mm

Technical data

Connector version	Without connectors
Mounting system fastening type	Ceiling Wall
Maintain electrical functions	no
Mounting perforation in base	yes
NATO hole pattern	no
Usable cross-section	100 cm ²
Usable cross-section	10000 mm ²
Rustproof steel, pickled	no
Side perforation	yes
Wide-span version	no

Loads

Insertable support spacings, min.	1 m
Insertable support spacings, max.	3 m
Support spacing 1.0 m	2.5 kN/m
Support spacing 1.5 m	1.9 kN/m
Support spacing 2.0 m	1.3 kN/m
Support spacing 2.5 m	0.8 kN/m
Support spacing 3.0 m	0.3 kN/m



Load diagram, AZ channel

- 1 Permitted cable tray/ladder load in kN/m without man load
- 2 Support width in m
- 3 Rail bend in mm at permitted kN/m
- 4 Load scheme during testing
- Load curve with cable tray/ladder width in mm
- Strut bend curve according to support width

Technical data sheet

AZ small duct 200 A2

Item number: 6075355

